

# **Content Delivery Network**

## **Purchase Guide**

### **Product Documentation**



## Copyright Notice

©2013-2025 Tencent Cloud. All rights reserved.

Copyright in this document is exclusively owned by Tencent Cloud. You must not reproduce, modify, copy or distribute in any way, in whole or in part, the contents of this document without Tencent Cloud's the prior written consent.

## Trademark Notice



All trademarks associated with Tencent Cloud and its services are owned by the Tencent corporate group, including its parent, subsidiaries and affiliated companies, as the case may be. Trademarks of third parties referred to in this document are owned by their respective proprietors.

## Service Statement

This document is intended to provide users with general information about Tencent Cloud's products and services only and does not form part of Tencent Cloud's terms and conditions. Tencent Cloud's products or services are subject to change. Specific products and services and the standards applicable to them are exclusively provided for in Tencent Cloud's applicable terms and conditions.

# Contents

## Purchase Guide

### CDN Purchase Guide

Billing Overview

Changing Billing Mode

Querying Bills

Preventing High Bills

CDN and COS Billing

Billing FAQs

### ECDN Purchase Guide

Pricing Overview

Billing Overview

New Billing Cycle

Overdue Payment Policies

Billing FAQs

# Purchase Guide

## CDN Purchase Guide

### Billing Overview

Last updated : 2024-12-30 21:25:06

Starting from December 7, 2020, 21:30 (UTC +8), only **bill-by-hourly-traffic** is available for new CDN users. The billing mode cannot be changed after service activation.

The pricing tier of bill-by-hourly traffic is the same as it of the bill-by-daily traffic. See [Billing Overview](#).

#### Note

Different products have different billing methods. If you are using Tencent Cloud Content Delivery Network (CDN) related business services, you can view this document. If you are using the ECDN related business services, please view the [ECDN product billing overview](#).

## Billing Overview

### Area Division

Regions **inside the Chinese mainland** and **outside the Chinese mainland** have different billing plans.

In the Chinese mainland, fees are the same for all regions.

Regions outside the Chinese mainland are divided into eight billing areas according to the location of Tencent Cloud CDN node servers, namely, Asia Pacific Region 1, Asia Pacific Region 2, Asia Pacific Region 3, Middle East, Europe, North America, South America, and Africa, as shown below:

Areas	Covered Countries and Regions
Asia Pacific 1	Hong Kong (China), Macao (China), Vietnam, Singapore, Thailand
Asia Pacific 2	Taiwan (China), Japan, South Korea, Malaysia, Indonesia
Asia Pacific 3	Philippines, India, Australia, other Asia-Pacific countries and regions
Middle East	Saudi Arabia, United Arab Emirates, Turkey
Europe	United Kingdom, Germany, Italy, Ireland, France, Netherlands, Spain
North America	United States, Canada
South America	Brazil

Africa	South Africa
--------	--------------

### Note

CDN service fees for the Chinese mainland and regions outside the Chinese mainland are charged separately based on corresponding unit prices and usages.

## Billing Mode

Billing Mode	Description	Billing Settlement	Billing Rules	Reference
Bill-by-bandwidth	Fees are charged based on daily peak bandwidth. Bandwidth values are collected once every five minutes to generate a total of 288 bandwidth statistical points per day, among which the highest is the daily peak bandwidth.	It is pay-as-you-go on the daily basis. Fees incurred between 00:00:00 and 23:59:59 on a day will be billed before 18:00 on the following day.	Tier	<a href="#">Billing Overview</a>
Bill-by-daily traffic	Fees are charged based on the actual daily traffic generated by your CDN nodes.	It is pay-as-you-go on the daily basis. Fees incurred between 00:00:00 and 23:59:59 on a day will be billed before 18:00 on the following day.	Monthly cumulative tier	<a href="#">Billing Overview</a>
Bill-by-hourly traffic (default)	Fees are charged based on the actual hourly traffic generated by your CDN nodes.	It is pay-as-you-go on the hourly basis. Fees incurred in one hour will be billed in the following 2 to 4 hours.	Monthly cumulative tier	<a href="#">Billing Overview</a>

## VIP customer billing plan

If the actual or estimated consumption of your CDN service is more than USD 20,000, please contact Tencent Cloud sales for a more flexible and cost-saving monthly billing plan.

Billing Mode	Description	Use Case	Reference
Average daily peak bandwidth	A total of 288 CDN bandwidth statistical points are collected each	If the actual or estimated consumption of your CDN	<a href="#">Billing Overview</a>

	day, among which the highest is the daily peak bandwidth. Then the daily peak bandwidth points of all valid days in a month are calculated to get the average peak bandwidth, i.e., the billable bandwidth value. Finally, the result value is used for billing based on the price in your service contract.	service is more than USD 20,000, please contact Tencent Cloud sales.	
Monthly 95th percentile	A total of 288 CDN bandwidth statistical points are collected each day, then the statistical points of all valid days in a month (starting from the 1st day) are sorted in descending order. Next, the top 5% points are discarded. Finally, the remaining statistical point with the greatest value is used as the bandwidth for billing based on the price in your service contract.	If the actual or estimated consumption of your CDN service is more than USD 20,000, please contact Tencent Cloud sales.	<a href="#">Billing Overview</a>
Monthly traffic	The traffic generated in a month is accumulated for billing based on the price in your service contract.	If the actual or estimated consumption of your CDN service is more than USD 20,000, please contact Tencent Cloud sales.	/

### Note

Each CDN node collects traffic data in real time and reports it to the billing center which aggregates the data entries into total traffic data. For bill-by-bandwidth, the bandwidth values are collected in 5-minute granularity, i.e., bandwidth value = 5-minute total traffic / 300 s. For example, if the total traffic generated in 5 minutes is 30 MB, the corresponding bandwidth will be  $(30 * 8) / 300 = 0.8$  Mbps (1 MB = 8 Kbps).

Base conversion: 1 GB = 1,000 MB; 1 MB = 1,000 KB; 1 Gbps = 1,000 Mbps; 1 Mbps = 1,000 Kbps.

## Billing Details

### Bill-by-peak bandwidth

CDN bandwidth adopts the **tiered pricing** as follows:

Bandwidth Tier (USD/Mbps/day)	Chinese mainland (CN)	North America (NA)	Europe (EU)	Asia Pacific Region	Asia Pacific Region	Asia Pacific Region	Middle East (ME)	Africa (AA)

				1 (AP1)	2 (AP2)	3 (AP3)		
0 Mbps - 500 Mbps	0.0815	0.2069	0.2069	0.3647	0.3928	0.5140	0.7391	0.5612
500 Mbps - 5 Gbps	0.0800	0.1964	0.1964	0.3216	0.3402	0.4679	0.6754	0.5137
5 Gbps - 50 Gbps	0.0754	0.1491	0.1491	0.2703	0.2859	0.3828	0.6075	0.4702
≥ 50 Gbps	0.0738	0.1055	0.1055	0.2436	0.2545	0.3267	0.5301	0.4281

### Note

If your CDN peak bandwidth is equal to or more than 50 Gbps, please [contact us](#) for discount information.

### Calculation method

Assuming that the peak bandwidth of CDN in the Chinese mainland is X and there is no consumption outside the Chinese mainland, the calculation method for tiered pricing is as follows:

1. If  $X < 500$  Mbps, the bill amount will be  $X * 0.0815$ .
2. If  $500 \text{ Mbps} \leq X < 5,000$  Mbps, the bill amount will be  $X * 0.0800$ .
3. If  $5,000 \text{ Mbps} \leq X < 50,000$  Mbps, the bill amount will be  $X * 0.0754$ .
4. If  $X \geq 50,000$  Mbps, please contact us for off-line contracting. We have more discount options for you.

You can use the [Price Calculator](#) for a price estimation.

### Bill-by-traffic (hourly and daily)

CDN traffic pricing is based on a **monthly cumulative tier** as follows:

Traffic Tier (USD/GB)	the Chinese mainland (CN)	North America (NA)	Europe (EU)	Asia Pacific Region 1 (AP1)	Asia Pacific Region 2 (AP2)	Asia Pacific Region 3 (AP3)	Middle East (ME)	Africa (AA)	Sou America (SA)
0 TB - 2 TB	0.0323	0.0452	0.0452	0.0665	0.0798	0.0897	0.1080	0.1039	0.1039
2 TB - 10 TB	0.0308	0.0378	0.0378	0.0592	0.0737	0.0780	0.1000	0.0970	0.0970
10 TB -	0.0277	0.0319	0.0319	0.0533	0.0677	0.0723	0.0940	0.0907	0.0907

50 TB									
50 TB - 100 TB	0.0231	0.0261	0.0261	0.0475	0.0590	0.0654	0.0863	0.0842	0.08
≥ 100 TB	0.0169	0.0200	0.0200	0.0446	0.0503	0.0577	0.0794	0.0781	0.07


### Note

If your CDN traffic is equal to or more than 100 TB, please [contact us](#) for discount information.


### Calculation method

Unlike bill-by-bandwidth, bill-by-traffic is based on a monthly cumulative tier. Here is an example describing how the bill-by-daily traffic mode works:

As shown in the figure below, assume that the traffic generated in the Chinese mainland on January 1 is 3 TB, and there is no consumption outside the Chinese mainland. The gray zone represents the actual billing tier and the green zone shows the traffic generated on January 1. As 2 TB lays in the 0 TB - 2 TB billing tier and the remaining 1 TB lays in the 2 TB - 10 TB tier, the actual fees for January 1 will be  $2 * 1000 * 0.0323 + 1 * 1000 * 0.0308$ .




As shown in the figure below, assume that the traffic generated in the Chinese mainland on January 2 is also 3 TB, and there is no consumption outside the Chinese mainland. As bill-by-traffic is based on monthly cumulative traffic, all the 3 TB lays in the 2 TB - 10 TB tier, so the actual fees for January 2 will be  $3 * 1000 * 0.0308$ .



As shown in the figure below, assume that the traffic generated in the Chinese mainland on January 3 is 7 TB and there is no consumption outside the Chinese mainland. Of this 7 TB, 4 TB lays in the 2 TB - 10 TB tier and the



remaining 3 TB lays in the 10 TB - 50 TB tier, so the actual fees for January 3 will be  $4 * 1000 * 0.0308 + 3 * 1000 * 0.0277$ .



In this way, you can calculate the fee for each day in a month. When it is February 1, the consumption will be accumulated from 0 for tier calculation. You can use the [Price Calculator](#) for a price estimation.

### Bill-by-average daily peak bandwidth

1. Assume that a CDN billing officially starts on January 1 and the contracted price is P USD/Mbps/month.
2. A valid day refers to a day when more than 0 Kbps of bandwidth is consumed.
3. Assuming there are 14 valid days in January, we take the maximum value of the 288 statistical points for each of those 14 days as Max\_1, Max\_2, Max\_3...and Max\_14, respectively. The billable bandwidth will be Average (Max\_1, Max\_2, Max\_3...and Max\_14), so the January fee is: Average (Max\_1, Max\_2, Max\_3...and Max\_14) \* P \* 14 / 31.

### Bill-by-monthly 95th percentile bandwidth

1. Assume that a CDN billing officially starts on January 1 and the contracted price is P USD/Mbps/month.
2. A valid day refers to a day when more than 0 Kbps of bandwidth is consumed.
3. Assuming there are 14 valid days in January, then 14 \* 288 statistical points will be collected and sorted in descending order. The highest 5% statistical points are discarded, so that Max95 is the highest point in the remaining statistical points, which is the billable bandwidth. The fee for January is: Max95 \* P \* 14 / 31.

## Choosing a Billing Mode

### Note

If you noticed that the selected billing mode is not suitable for your business needs during use, you can change it. For more information, please see [Changing Billing Mode](#).

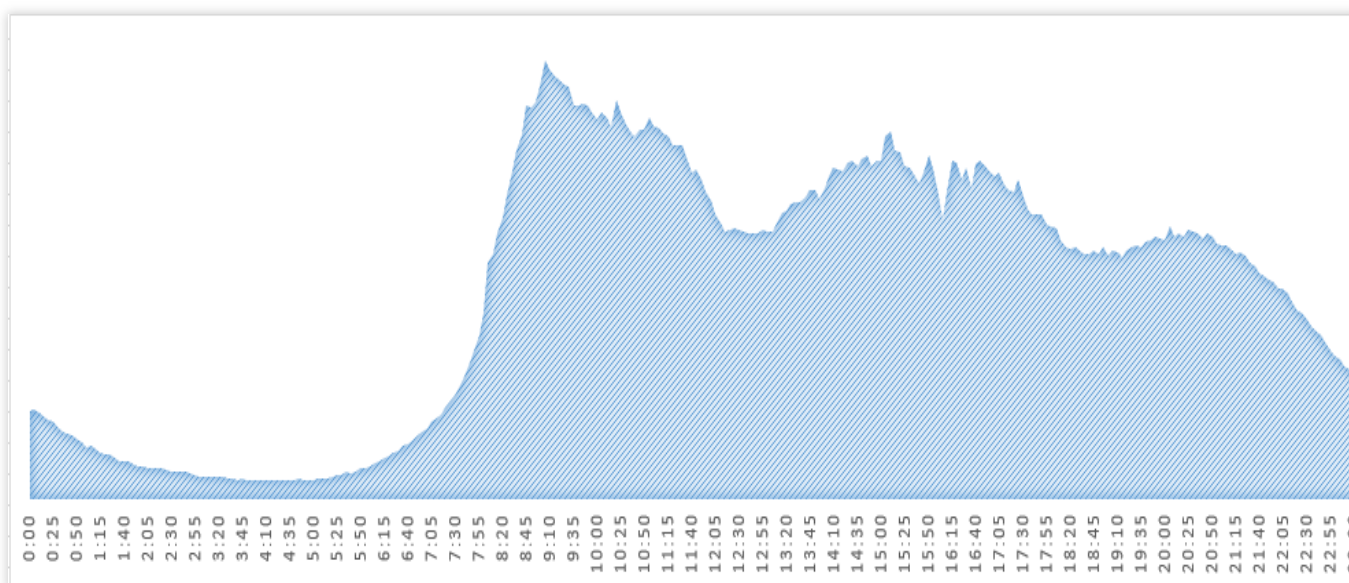
### Options:

CDN provides two billing modes: **bill-by-traffic** and **bill-by-bandwidth**. You can choose the billing mode as needed.

### Calculation example:

Assuming that the traffic consumed between 00:00 and 23:59 yesterday was 200 GB, and there was no consumption

in the regions outside the Chinese mainland. The peak bandwidth was 40 Mbps as the curve below:



If you select bill-by-traffic mode, you will need to pay:  $200 * 0.037 = 7.4$  USD.

If you select bill-by-bandwidth mode, you will need to pay:  $40 * 0.094 = 3.76$  USD.

In this specific example, bill-by-bandwidth is a more cost-effective billing model.

## Value-added Services

QUIC support is a value-added service, which is billed based on the number of QUIC requests.

### QUIC request billing

For details on QUIC request billing, see [QUIC](#).

#### Note

You are only charged when there're QUIC requests.

Billable item	Unit Price (USD/10k Requests)	Billing Method	Settlement Cycle
QUIC request	0.007	Pay-as-you-go	Hourly settlement

## Overdue

Tencent Cloud will notify you through multiple channels including email and SMS for overdue payments. A 2-hour grace period is provided. If you fail to top up your account within 2 hours, your CDN service will be suspended. After your account is topped up, the domain name status will be automatically restored to the one before service suspension (this process takes some time).

**Note**

When your acceleration service is suspended due to overdue payment, all your domain names will be disabled and all access requests will be forwarded to the origin server. You can query information but cannot modify configurations in the CDN console. Your CDN-related domain names and configurations will be retained for 12 months.

If you are a customer of a Tencent Cloud partner, the rules regarding resources when there are overdue payments are subject to the agreement between you and the partner.

# Changing Billing Mode

Last updated : 2024-12-30 21:25:13

Starting from December 7, 2020, 21:30 (UTC +8), only **bill-by-hourly-traffic** is available for new CDN users. The CDN billing mode cannot be changed after service activation. Additionally, changing the ECDN billing mode is not allowed.

If you have activated CDN before that time, you can change the billing mode as instructed in [Billing Overview](#).

## Note:

If you are a Tencent Cloud VIP customer with a monthly billing plan, you can contact your Tencent Cloud sales rep to change your billing mode.

## Notes:

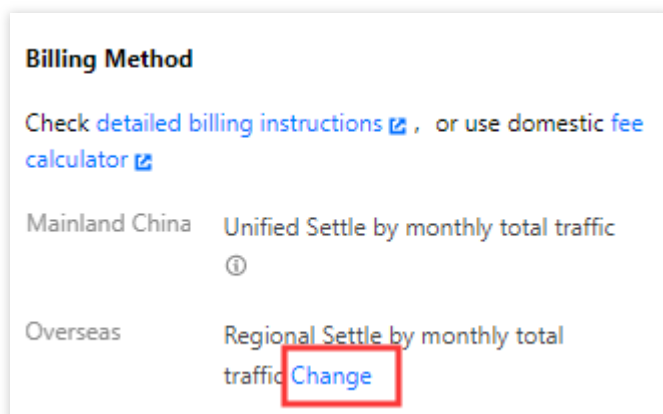
The billing mode used to calculate the generated consumption on the current day will be also used for settlement on the following day.

If you switch from bill-by-bandwidth to bill-by-traffic when consumption has yet to occur, you will be charged with bill-by-traffic on the following day unless you switch the billing mode again.

If consumption has already occurred when you switch, you will be charged with bill-by-bandwidth on the following day. You will be charged with bill-by-traffic on the third day when calculating the consumption on the second day, unless you switch the billing mode again.

## How to Change Billing Mode

1. Log in to the [CDN Console](#) and click **Overview** on the left sidebar to find the **Billing Mode** section and click **Change**.



2. Change the billing mode from **Bill by Traffic** to **Bill by Bandwidth** and click **Confirm**.

Change Billing Mode

You have already purchased within the current billing cycle. If you change the billing mode, the new mode will be effective from tomorrow.

☐ Bill by traffic

Tiered traffic pricing: from USD0.04/GB

☒ Bill by Bandwidth

Tiered bandwidth pricing: from USD0.11/Mbps/day

[See detailed billing instructions](#)

Confirm

Cancel

3. Your traffic packs can only be used when the billing mode is **bill-by-traffic**.

4. You can repeat the previous steps to cancel the switch.

Last updated : 2024-12-30 21:25:18

To view the bills and payment details of Tencent Cloud CDN, you can go to the [Tencent Cloud Billing Center](#).

1. On the left sidebar, click **Bills** -> **Bill Details** to enter the bill details page.
2. Open the **Bill by Instance** tab and select **Content Delivery Network** from the **All products** drop-down list to view bills of the CDN service for the Chinese mainland and regions outside the Chinese mainland.

©2013-2025 Tencent Cloud International Pte. Ltd.

# Preventing High Bills

Last updated : 2024-12-30 21:25:24

This guide helps you prevent extra costs from extensive bandwidth and traffic caused by attacks and hotlinking. Note that such costs cannot be waived or refunded.

## Access Control

Enable access control (free of charge) for your domain names in the console.

Item	Description
<a href="#">Hotlink protection</a>	Configure a policy based on the referer field in the HTTP request header
<a href="#">IP blocklist/allowlist</a>	Set up a policy based on requester IPs
<a href="#">IP access limit</a>	Apply upper limits on the number of access requests/second/node from a client IP, which can help defend against high-frequency CC attacks and hotlinking.
<a href="#">Authentication configuration</a>	Require the client to calculate the signature as configured and add it to the request. The CDN node allows the request only when the signature is authenticated.
<a href="#">UA blocklist/allowlist</a>	Check the <code>User-Agent</code> of the HTTP request header and allow/reject requests according to the configured blocklist/allowlist.
<a href="#">Downstream speed limit</a>	Control the CDN downstream bandwidth by setting the maximum throughput speed of a URL on the server.

## Traffic Management

Set up policies for traffic and bandwidth control, monitor the traffic and bandwidth and get alerts in time.

Item	Description
<a href="#">Usage limit</a>	You can set a traffic/bandwidth usage limit for your domain name. When the traffic/bandwidth generated within a 5-minute period exceeds the limit, the CDN service will be suspended, returning 404 to all incoming requests.
<a href="#">Cloud Monitor</a>	Cloud Monitor helps monitor your CDN domain names and traffic usage. It also supports alerting via SMS, email and WeChat if the usage threshold is reached, allowing you to

	spot potential risks in a timely manner.
Traffic packs	If you choose traffic-based billing, set the alert policies in <b>Traffic Pack Management</b> . You will be notified when the remaining traffic quota goes below the threshold.



# CDN and COS Billing

Last updated : 2024-12-30 21:25:30

## Overview

You can store all your static resources such as static scripts, audio/video files, images, and attachments in standard storage in COS, which features unlimited capacity and high-frequency reads/writes to provide scalable and reliable storage for static resources and reduce pressure on resource servers. In addition, static resources in COS can be connected to CDN for fast global delivery to clients.

## Billing

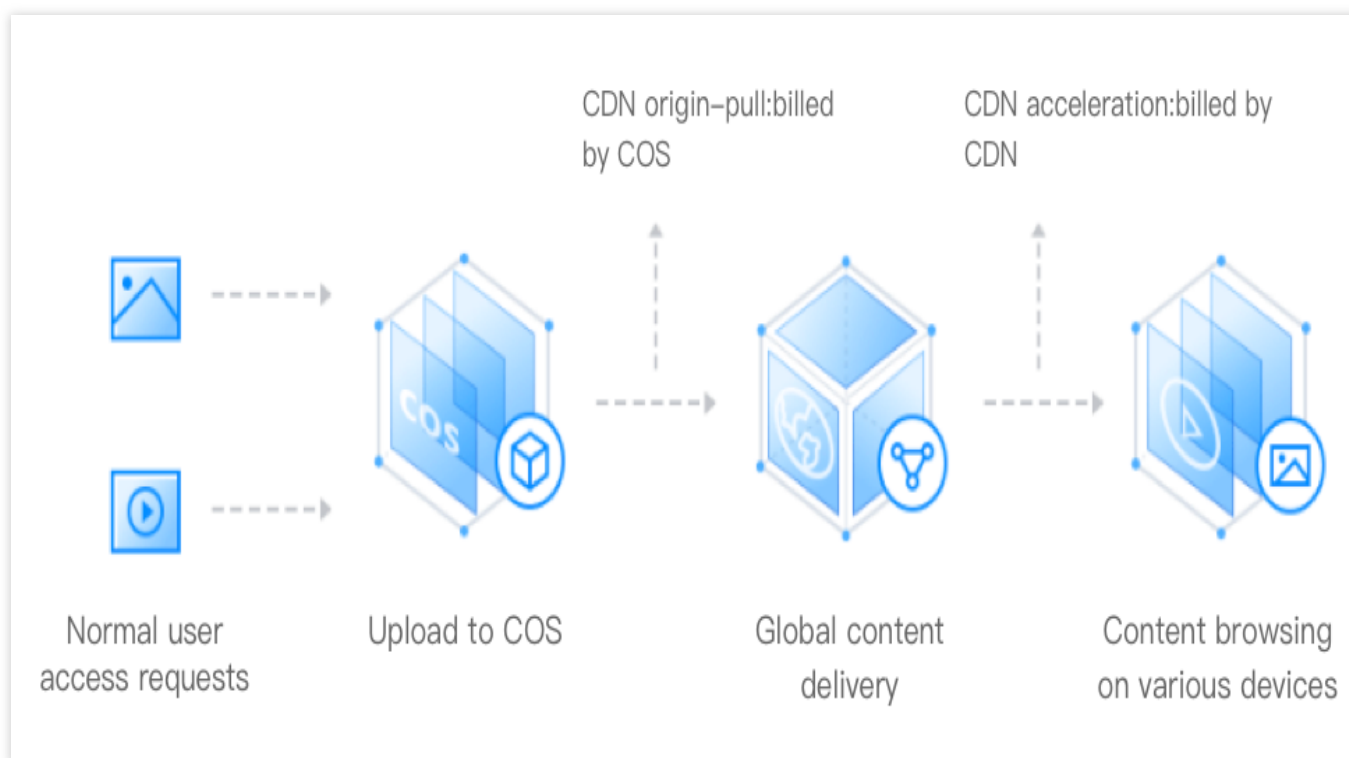
When COS serves as an origin server of CDN, billing consists of two parts: CDN billing (for acceleration) and COS billing (for origin-pulling).

### CDN Billing

When CDN obtains resources from a nearby CDN node and delivers them to clients, the traffic consumed will be charged by CDN billing. For more information, please see [CDN Billing](#).

### COS Billing

When CDN pulls resources from a COS origin server, the traffic consumed will be charged by COS billing. For more information, please see [COS Billing](#).



# Billing FAQs

Last updated : 2022-12-07 16:19:28

## Can CDN be billed by the number of requests?

No. Currently, CDN does not support billing by the number of requests.

## What will happen if my account is overdue?

For more information, please see the [Overdue](#) section in the billing description document.

## If the origin server uses COS, will I be charged for traffic generated by origin-pull from CDN to COS?

No. The traffic generated by origin-pull from CDN to COS is billed by COS instead of CDN. For more information, please see [COS as Origin Server of CDN](#).

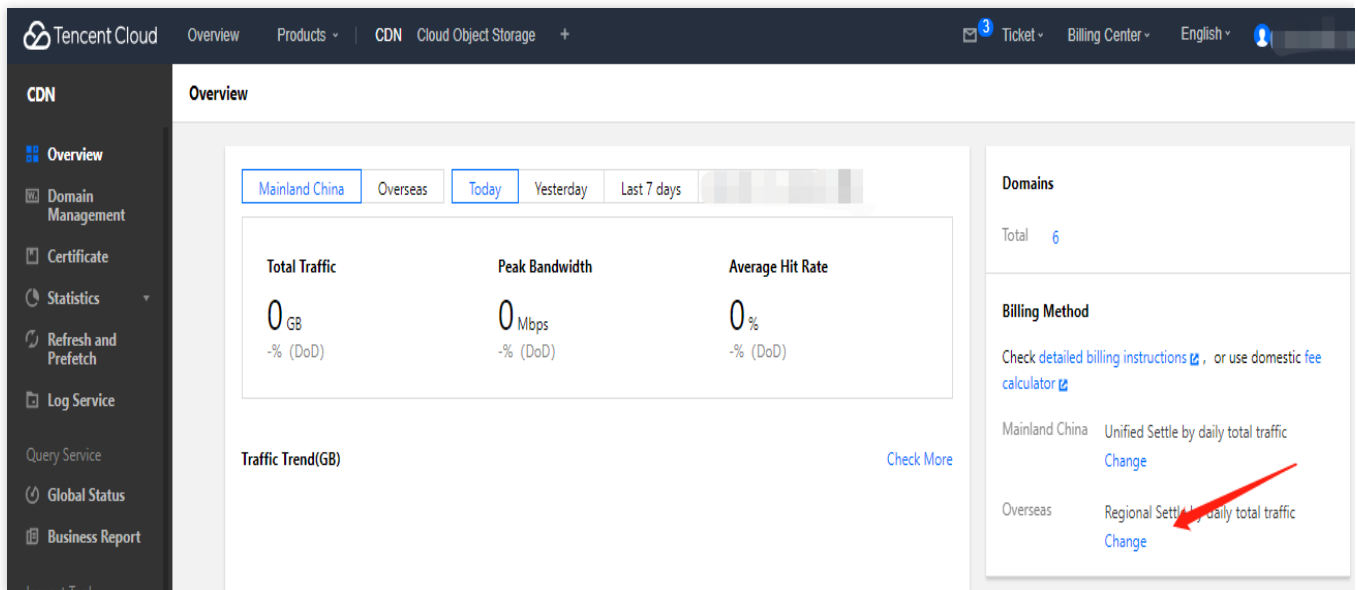
## When CDN is disabled (or deactivated), will it generate traffic and incur fees?

After the CDN domain name acceleration service is disabled, if the domain name is still configured with CNAME, a 404 status code will be returned for requests resolved to the node and a small amount of traffic will be consumed. The console will record this traffic data for your reference. Corresponding logs will also be generated. However, since your domain name acceleration service has been disabled, you will not be billed for this traffic consumption and log packets. We recommend you modify the origin-pull resolution first before disabling the acceleration service.

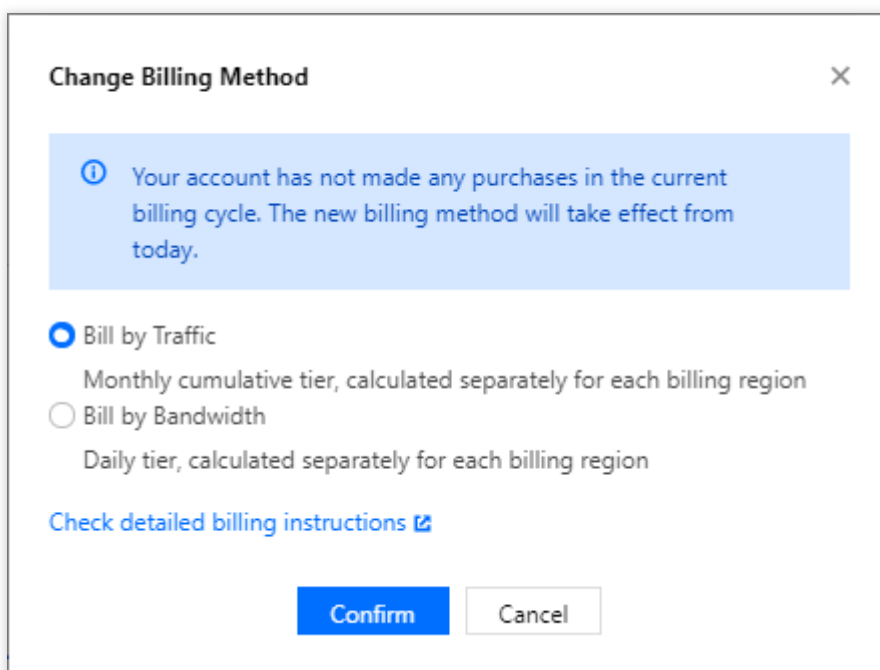
## How do I change the billing mode of CDN?

If you find the selected billing mode unsuitable for your actual business conditions (for more information on how to select the right billing mode for you, please see [Billing Overview](#)), you can change it by following the steps below:

1. Log in to the [CDN Console](#), access the service overview page, and click **Change** in the billing mode section on the right.



2. Change the original billing mode from **Bill by Traffic** to **Bill by Bandwidth**.



3. After you change the billing mode to **Bill by Bandwidth**, the charge for total consumption generated on the current date will be billed and deducted on the next day.

**If the origin server uses CVM, will I be charged for traffic generated by origin-pull from CDN to CVM?**

No. CDN does not charge for this type of traffic.

**What is the conversion rate from Gbps to Mbps in CDN billing?**

In CDN billing, 1 Gbps = 1000 Mbps, 1 Mbps = 1000 Kbps, and 1 Kbps = 1000 bps.

## Is only downstream traffic billable in CDN?

Yes. CDN only charges for downstream, not upstream traffic.

## How is CDN billed?

CDN offers two billing methods: bill-by-bandwidth and bill-by-traffic (default). Both methods are pay-as-you-go on a daily billing cycle. Payment for total consumption generated between 00:00:00–23:59:59 on the current date will be deducted before 18:00 next day. For more information on how to choose an appropriate billing method, please see [Billing Overview](#).

## When are CDN fees deducted?

CDN is billed on a postpaid basis. The charge for total consumption generated on the current day is billed and deducted on the next day.

If you switch from bill-by-bandwidth to bill-by-traffic and consumption has yet to occur for the day, you will be charged with the bill-by-traffic mode on the following day unless you switch the billing mode again.

If consumption has already occurred, you will be charged with bill-by-bandwidth on the following day. You will be charged with bill-by-traffic on the third day when calculating the consumption on the second day, unless you switch the billing mode again.

If your monthly CDN service fees exceed or are expected to exceed USD 20,000, you may be eligible for a more flexible and cost-effective monthly billing plan. For more information, please submit a ticket to contact sales.

## What is monthly 95th percentile billing?

Bill-by-Bandwidth is a billing method based on peak bandwidth use.

Monthly 95th Percentile: there are 288 CDN bandwidth statistical points per day. Starting from the 1st day of the current month, all statistical points of valid days (when bandwidth is actually consumed) are sorted in order. The top 5% statistical points are removed, and the remaining highest value is the billable bandwidth. The fee is then calculated based on the listing price and settlement mode.

### Billing sample:

Suppose a customer's billing officially started on January 1 and the contracted price is P USD/Mbps/month.

Suppose there are 14 valid days in January, and the billable bandwidth for all 14 valid days has  $14 * 288$  statistical points. The highest 5% statistical points are removed so that Max95 is the highest point in the remaining statistical points, which is the billable bandwidth. The fee for January is:  $\text{Max95} * P * 14 / 31$ .

## How can I check my CDN bills?

You can check your bills in the Tencent Cloud [Billing Center](#). For more information, please see [Bill Query](#).

### **I got a high bill because my service connected to CDN has been attacked. Can the charges for traffic/bandwidth generated during the attack be waived?**

Charges incurred by attacks CANNOT be waived. To avoid paying high bills, please do the following:

Set up usage alerts in the [Cloud Monitor console](#) to get notified about abnormal traffic/bandwidth in time.

Configure [access control policies](#) to block suspicious requests, and set [usage cap](#) for traffic/bandwidth in the [CDN console](#).

Purchase Tencent Cloud security products, such as EdgeOne, to protect your service.

#### **Note:**

For more information, see [Preventing High Bills](#).

### **Is there a delay in using APIs to query data? How long is it?**

There is a certain delay in using APIs to query data. Queries of real-time data such as access data and billing data have a delay of around 5–10 minutes, while queries of analytical data such as rankings will have delays of approximately half an hour. The data is calibrated on the backend at around 3 am Beijing Time.

# ECDN Purchase Guide

## Pricing Overview

Last updated : 2025-06-27 15:54:41

### Billing Mode

ECDN is billed based on the **number of requests and excessive traffic**, i.e., the total fees include fees incurred by **requests** and fees incurred by **traffic in excess of the free tier**.

### Billing by Request

ECDN's billing by request is based on a **monthly cumulative tier** at the following tiered prices:

Billing Mode	Monthly Tier	Unit Price (USD/Million Requests)
Billing by request	0–50 million (inclusive)	2.86
	50 million–100 million (inclusive)	2.57
	100 million–500 million (inclusive)	2.43
	500 million–1 billion (inclusive)	2.29
	> Above 1 billion	2.14

For specific fee calculation methods, please see [Billing Overview](#).

### Billing by Excessive Traffic

When you use ECDN, the platform will offer you a certain free tier based on your number of actual requests, so you only need to pay for the traffic exceeding the free tier.

Billing Mode	Free Traffic Tier (GB/Million Requests)	Unit Price of Excessive Traffic (USD/GB)
Billing by excessive traffic	25	0.15

For specific fee calculation methods, please see [Billing Overview](#).

**Note:**

1GB = 1000MB、1 MB = 1000 KB; 1Gbps = 1000Mbps、1Mbps = 1000Kbps

## VIP Customer Billing

If your Tencent Cloud service fees are greater than or expected to be greater than 13,928.55 USD per month, you can contact us for business negotiation to get more favorable discounted prices and more flexible billing modes.



# Billing Overview

Last updated : 2024-09-14 18:48:55

## Note:

If you want to use it, please consult your sales representative.

## Billing Rule

Billable items: number of requests and traffic in excess of the free tier.

Billing mode: pay-as-you-go.

Billing cycle: daily settlement. The charge for total consumption generated between 00:00:00 and 23:59:59 on the current day will be billed on the next day. The specific settlement and fee deduction time is subject to the system.

## Pricing

### Tiered pricing for billing by request

ECDN's billing by request is based on a monthly cumulative tier and has the following tiered prices:

Billing Mode	Monthly Tier	Unit Price (USD/Million Requests)
Billing by request	0–50 million (inclusive)	2.86
	50 million–100 million (inclusive)	2.57
	100 million–500 million (inclusive)	2.43
	500 million–1 billion (inclusive)	2.29
	> Above 1 billion	2.14

### Billing by excessive traffic

In ECDN, you can enjoy a certain free tier of traffic. The free tier and unit price of traffic exceeding the tier are as follows:

Billing Mode	Free Traffic Tier (GB/Million Requests)	Unit Price of Excessive Traffic (USD/GB)
Billing by excessive	25	0.15

traffic		
---------	--	--

## Detailed description

Total product fees = fees incurred by requests + fees incurred by traffic in excess of the free tier.

The number of requests refers to the number of all URL requests that users initiate to ECDN in a certain time period. It can be calculated based on logs, that is, it is also the number of total log entries of a domain name in a certain period.

Request tier refers to the total number of requests generated from the 1st day of the current month to the settlement date, which will be zeroed on the 1st day in every month. The cumulative cycle is 1 month.

The number of requests will be rounded up to the nearest 10,000 requests.

The traffic will be rounded up to the nearest 0.01 GB.

## Billing Example

Suppose your usage on January 1-3 is as follows:

Date	January 1	January 2	January 3
Total number of requests on the day	59.8 million	25.2 million	64 million
Total number of requests in the month	59.8 million	85 million	149 million
Total traffic on the day	1,400.48 GB	692.52 GB	1,731 GB

### Fees for January 1

#### Request fees:

The number of requests generated on January 1 is 59.8 million as shown below, and the cumulative number of requests in January is 59.8 million. On the day, 50 million requests fall into the tier of 0–50 million, and 9.8 million requests fall into the tier of 50 million–100 million. Therefore, the request fees for the day are  $5000 * 0.029 + 980 * 0.026 = 170.48$  USD.

#### Excessive traffic fees:

The number of requests generated on January 1 is 59.8 million; therefore, the free tier of traffic is  $5980 * 0.25 = 1,495$  GB. The actual traffic generated on that day is 1400.48 GB, which is within the free tier; therefore, the excessive traffic fees for the day are 0 USD.

#### Total fees for the day

The total fees for January 1 are  $170.48 + 0 = 170.48$  USD.



### Fees for January 2

#### Request fees:

The number of requests generated on January 2 is 25.2 million as shown below, and the cumulative number of requests in January is 85 million. On the day, all the requests fall into the tier of 50 million–100 million. Therefore, the request fees for the day are  $2520 * 0.026 = 65.52$  USD.

#### Excessive traffic fees:

The number of requests generated on January 2 is 25.2 million; therefore, the free tier of traffic is  $2520 * 0.25 = 630$  GB. The actual traffic generated on the day is 692.52 GB, which exceeds the free tier by  $692.52 - 630 = 62.52$  GB; therefore, the excessive traffic fees for the day are  $62.52 * 0.143 = 8.94$  USD.

#### Total fees for the day

The total fees for January 2 are  $65.52 + 8.94 = 74.46$  USD.



### Fees for January 3

#### Request fees:


The number of requests generated on January 3 is 64 million as shown below, and the cumulative number of requests in January is 149 million. On the day, 15 million requests fall into the tier of 50 million–100 million, and 49 million requests fall into the tier of 100 million–500 million. Therefore, the request fees for the day are  $1500 * 0.026 + 4900 * 0.024 = 156.60$  USD.

#### Excessive traffic fees:

The number of requests generated on January 3 is 64 million; therefore, the free tier of traffic is  $6400 * 0.25 = 1600$  GB. The actual traffic generated on the day is 1,731 GB, which exceeds the free tier by  $1731 - 1600 = 131$  GB; therefore, the excessive traffic fees for the day are  $131 * 0.143 = 18.73$  USD.

#### Total fees for the day

The total fees for January 3 are  $156.60 + 18.73 = 175.33$  USD.



Date	January 1	January 2	January 3
Total number of requests on the day	59.8 million	25.2 million	64 million
Total traffic on the day	1,400.48 GB	692.52 GB	1,731 GB
Total fees for the day	170.48 USD	74.46 USD	175.33 USD

## VIP Customer Billing

If your Tencent Cloud service fees are greater than or expected to be greater than 10,000 USD per month, you can contact us for business negotiation to get more favorable discounted prices and enjoy monthly settlement.

# New Billing Cycle

Last updated : 2023-04-18 12:02:57

To prevent a high bill incurred by traffic surges, Tencent Cloud ECDN, originally billed by the number of requests and excessive traffic on a daily basis, switched to an hourly billing cycle at 00:00:00 on March 16, 2022 (UTC+8). This change will not incur any additional costs to your bill, which will be calculated per hour instead. If you activate ECDN service after that date, the new billing cycle is adopted, while if it's activated before the date you are billed daily and will be notified when it's appropriate to make a switch.

This switching will not affect the unit prices of the number of requests and excessive traffic. Assuming that you are billed daily, the unit price of the monthly tier 0-50 million is 0.029 USD/10K requests, and the unit price of excessive traffic is 0.143 USD/GB; after the switching, both the unit prices will not change.

For users still taking a daily billing cycle, you will be notified to make a switch via the Message Center, inbox, SMS (especially messages from your sales rep and architect). If you have any questions, please [contact us](#) or [submit a ticket](#), and we will get back to you ASAP.

This billing cycle change only applies to ECDN domain names.

Under the new billing cycle, your bill will be calculated per hour. You can check it at the [Billing Center in the Tencent Cloud console](#) or export it to view details.

# Overdue Payment Policies

Last updated : 2023-07-21 14:52:06

## Arrears Status

ECDN is billed on a pay-as-you-go basis. The system will generate a bill and deduct the fees based on your actual usage in the last billing cycle. If your account balance is insufficient, your account will become negative and fall into arrears.

### Note:

If your account falls into arrears when you purchase or use another Tencent Cloud service, your use of ECDN will be affected.

## Arrears Alarming

If your account balance becomes negative, your account will fall into arrears, and the system will push an **arrears notification**, which will be triggered only once when your account balance turns negative.

## Grace Period

To avoid affecting your business, the system grants your account in arrears a grace period for arrears handling, during which it will push arrears notifications to remind you to top up promptly.

During the grace period, the current ECDN service of your account will **not be affected** and can still be used.

During the grace period, you can change the current ECDN acceleration service configuration of your account.

If you are billed monthly, the grace period will be 24 hours by default.

If you are billed hourly, the grace period will be 2 hours by default.

If you are a customer of a Tencent Cloud partner, the rules regarding resources when there are overdue payments are subject to the agreement between you and the partner.

## Service Suspension Period

If you fail to top up your account within the grace period, it will enter the service suspension period, and the system will push a **service suspension notification**. At this point, be sure to top up as soon as possible.

During the service suspension period, restrictions will be put on your use of service, including but not limited to:

Your account will be locked, and you cannot add or change the ECDN acceleration service.

All your ECDN services will be automatically disabled. After that, acceleration domain names will be directly resolved to the origin server and no longer enjoy acceleration services.

## Account Top-up

When your account is in arrears, you can enable ECDN again in the console after topping up.

For acceleration domain names that are forcibly deactivated due to arrears, you need to activate them again in the console before you can use ECDN again.

# Billing FAQs

Last updated : 2023-04-18 12:02:57

## How is ECDN billed?

ECDN is billed as follows:

Payment mode

1.1 If you activate ECDN service after 00:00:00 on March 16, 2022 (UTC+8), you will be charged on an hourly basis, and fees incurred in one hour will be billed in the following 2 to 4 hours.

1.2 If you activate ECDN service before that date, the charge for total consumption generated between 00:00:00 and 23:59:59 on the current day will be billed on the next day.

The billable items include the number of billable requests and the traffic exceeding the free tier.

For pricing details, see [Billing Overview](#).

## How is ECDN traffic exceeding the free tier billed?

The fees of excessive traffic are calculated as follows:

$$\text{Fees of Excessive Traffic} = \underbrace{\text{Actual Usage Traffic} - \text{Number of Billable Requests} \times \text{Proportion of Free Tier Traffic}}_{\text{Billable Traffic}} \times \text{Unit Price of Excessive T}$$

The fees of excessive traffic are mainly subject to the number of billable requests and actual traffic usage. If the actual traffic usage does not exceed the free tier, you do not need to pay for traffic.

The free tier of traffic is calculated based on the number of billable requests in an actual billing cycle and applies only to the current billing cycle as it is non-cumulative.

## What will happen to my ECDN service if my account falls into arrears?

Being in arrears will affect your acceleration service. For more information, please see [Notes on Arrears](#).

## Will fees be incurred after the domain name service is disabled (the domain name is deactivated)?

After the domain name service is disabled, if the domain name is still configured with CNAME resolution or the user's local DNS cache has not expired, the cache nodes can still receive user access requests, for which the platform will return a 404 status code and bill them as follows:

1. For all requests and traffic generated on the day when the domain name service is disabled, the corresponding service fees will be incurred according to the standard billing mode.



2. After the day when the domain name service is disabled, neither requests nor traffic generated by the deactivated domain name will incur fees.

### What are the differences in the billing mode between VIP and regular Tencent Cloud customers?

VIP customers are **billed monthly** by default, while regular customers who activate ECDN service after 00:00:00 on March 16, 2022 (UTC+8) are **billed hourly**, and those who activate the service before that date are **billed daily**.

VIP customers are **billed based on volume pricing**, while regular customers are **billed based on tiered pricing**.