

# Private Link

## Product Introduction

## Product Documentation



## Copyright Notice

©2013–2026 Tencent Cloud. All rights reserved.

Copyright in this document is exclusively owned by Tencent Cloud. You must not reproduce, modify, copy or distribute in any way, in whole or in part, the contents of this document without Tencent Cloud's the prior written consent.

## Trademark Notice



All trademarks associated with Tencent Cloud and its services are owned by the Tencent corporate group, including its parent, subsidiaries and affiliated companies, as the case may be. Trademarks of third parties referred to in this document are owned by their respective proprietors.

## Service Statement

This document is intended to provide users with general information about Tencent Cloud's products and services only and does not form part of Tencent Cloud's terms and conditions. Tencent Cloud's products or services are subject to change. Specific products and services and the standards applicable to them are exclusively provided for in Tencent Cloud's applicable terms and conditions.

# Contents

Product Introduction

Product Overview

Product Strengths

Use Cases

Usage Limits

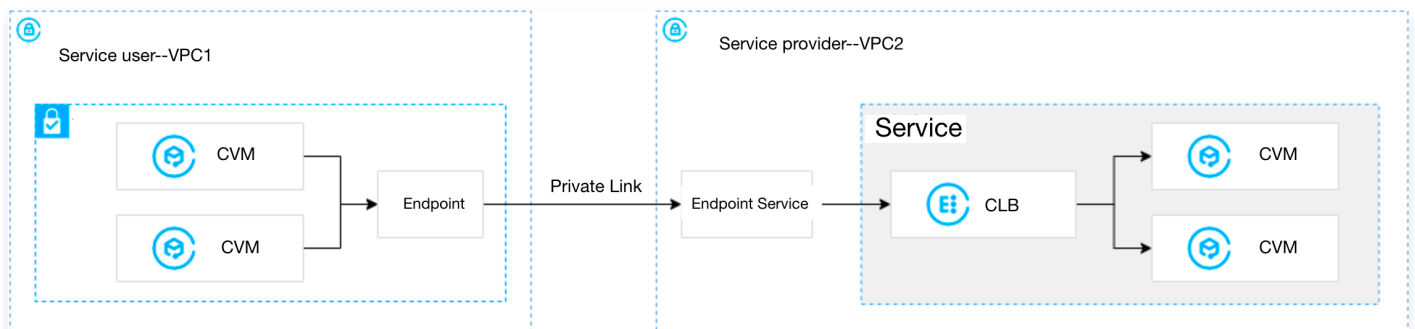
# Product Introduction

## Product Overview

Last updated: 2024-10-24 14:38:21

With Private Link, a VPC can get access to other VPCs in the same region through a private network. You can connect VPCs under the same account or across accounts. Compared to public network services, it can save public network bandwidth, enhance security, and greatly simplify the network architecture.

Private Link helps establish secure and stable private connections between VPCs and cloud services. This can simplify the network architecture, and prevent security risks caused by public network access.



## Product components

Each private link consists two parts:

- Endpoint service: The service provider creates endpoint services. Service consumers can get access to these services from endpoints in other VPCs via Private Link connections.
- Endpoint: Service consumers create endpoints in a VPC. Then connect these endpoints to services deployed in another VPC via Private Link connections.

# Product Strengths

Last updated: 2024-10-24 14:38:21

## Large bandwidth and low latency

The traffic between VPCs connected via Private Link goes over the Tencent Cloud private network, which features large bandwidth and low latency.

## Secure and controllable

Service consumers can bind their endpoints to security groups for access control. Service providers can add the consumer accounts to the allowlist to, ensuring controlled and secure communications.

## Easy management

Private Link establishes service connections between service user and service provider through endpoints and endpoint services. It supports cross-VPC access in the same region under the same account or across accounts, eliminating the need for complex routing and security configurations.

## Metric-based monitoring

Private Link provides metric-based monitoring for endpoints and endpoint services to facilitate timely understanding of service status and improve maintenance efficiency.

# Use Cases

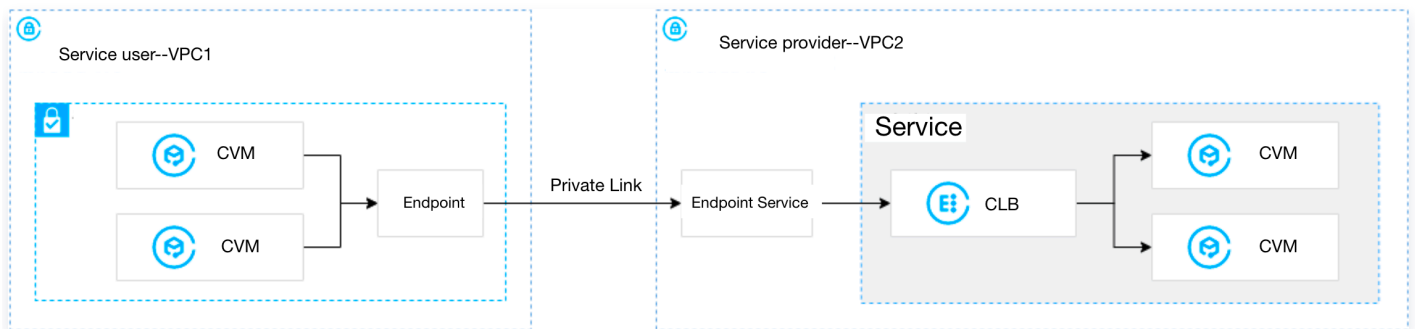
Last updated: 2024-10-24 14:38:21

Tencent Cloud VPCs are logically isolated by default. With Tencent Cloud Private Link, you connect the VPCs in a secure and stable manner with low latency.

## Scenario 1. Sharing cloud services from a VPC to another VPC in the same region

Suppose your service is deployed in VPC2, and you want to connect it with the service in VPC1 in the same region. In this case, you can use Private Link.

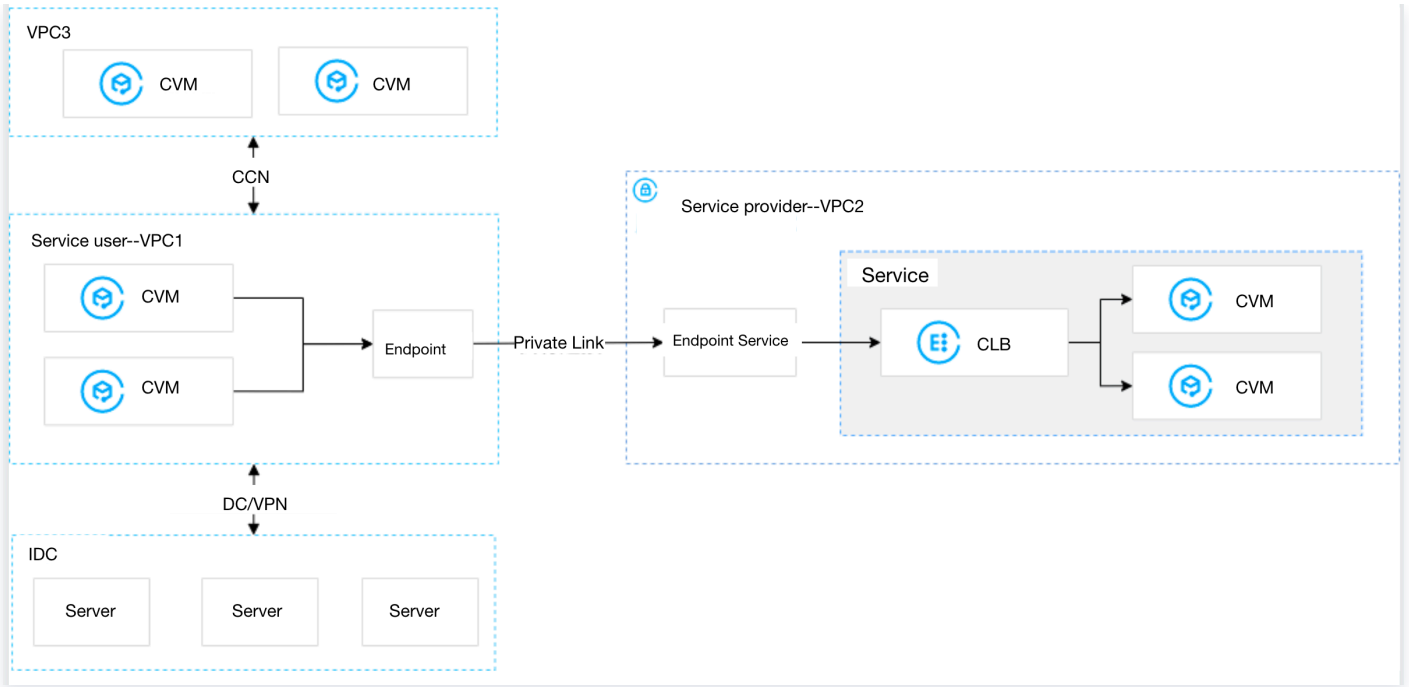
First, create a private CLB in VPC2, deploy relevant resources on the CLB backend, and add the CLB to the endpoint service. Next, create an endpoint in VPC1, and establish a private link between this endpoint and the endpoint service in VPC2. At this time, all CVM instances in VPC1 can access the resources deployed in VPC2 through this endpoint.



## Scenario 2. Sharing cloud services from a VPC with another VPC/IDC in a different region

Suppose that your service is deployed in VPC2 in Region A, and you want to share the service with other networks (such as VPC1, VPC3 or IDC in the figure), you can use Private Link together with other network connection products (such as Cloud Connect Network, Direct Connect, VPN) to establish cross-region connections.

As shown in the figure below, VPC3 and VPC1 are connected via Cloud Connect Network, and the IDC is connected to VPC1 via Direct Connect/VPN. There is a private link between VPC1 and VPC2. In this case, both VPC3 and the IDC connected to VPC1 can access the cloud services deployed in VPC2 through the endpoint in VPC1.



# Usage Limits

Last updated: 2024-10-24 14:38:21

Private Link establishes secure connections between endpoints and endpoint service on VPCs and other networks. The endpoint is created and maintained by the service consumer, and the endpoint service is created and maintained by the service provider. This document describes the usage limits on Private Link.

## Endpoint services

Resource	Limits
Number of endpoint services per account	100
Number of endpoints per endpoint service	500
Supported backend resource types of endpoint services	Private layer-4 CLB; one endpoint service per CLB; multiple listeners supported <ul style="list-style-type: none"><li>MySQL: One MySQL instance per endpoint service</li><li>Redis: One Redis instance per endpoint service</li></ul>
Traffic class	IPv4 traffic
Supported protocols	TCP and UDP

## Endpoints

Resource	Limits
Number of endpoints per VPC	50
Number of endpoint services per endpoint	1
Traffic class	IPv4 traffic
Supported protocols	TCP and UDP

## Security groups

Private Link relies on the underlying bidirectional NAT capability, which uses `11.163.0.0/16` as the SNAT address range. Allow this IP range in the security group associated with the backend service of the service provider to ensure normal access.