

# **TDSQL for MySQL**

## **Purchase Guide**

### **Product Documentation**



## Copyright Notice

©2013-2024 Tencent Cloud. All rights reserved.

Copyright in this document is exclusively owned by Tencent Cloud. You must not reproduce, modify, copy or distribute in any way, in whole or in part, the contents of this document without Tencent Cloud's the prior written consent.

## Trademark Notice

 Tencent Cloud

All trademarks associated with Tencent Cloud and its services are owned by Tencent Cloud Computing (Beijing) Company Limited and its affiliated companies. Trademarks of third parties referred to in this document are owned by their respective proprietors.

## Service Statement

This document is intended to provide users with general information about Tencent Cloud's products and services only and does not form part of Tencent Cloud's terms and conditions. Tencent Cloud's products or services are subject to change. Specific products and services and the standards applicable to them are exclusively provided for in Tencent Cloud's applicable terms and conditions.

# Contents

## Purchase Guide

Billing Overview (InnoDB)

Product Pricing (InnoDB)

Purchase and Upgrade

Refund

Payment Overdue

Backup Space Billing

# Purchase Guide

## Billing Overview (InnoDB)

Last updated : 2024-01-06 17:31:28

### Billing Modes

TDSQL provides 2 billing options:

Billing Mode	Payment Mode	Application Scenario
Monthly subscription	Prepaid. Fees are paid when an instance is created.	Suitable for businesses with long term stable needs as the rates are lower than the pay-as-you-go option. Longer-term purchases results in increased savings.
Pay-as-you-go	Postpaid. You can request for resources on-demand and will be charged based on the actual usage upon settlement.	Suitable for businesses with fluctuating demands. Instances can be released immediately after use to reduce costs.

The memory prices for pay-as-you-go adopts a tiered model based on the usage duration.

Usage Duration	Tiered Price
0 hours < duration ≤ 96 hours	Tier 1 pay-as-you-go price applies
96 hours < duration ≤ 360 hours	Tier 2 pay-as-you-go price applies
Duration > 360 hours	Tier 3 pay-as-you-go price applies

### Node Specifications

For nodes fees, see [Pricing](#). The available specifications are as follows.

Configuration Type	Node CPU	Node Memory
High IO	1	2
High IO	2	4
High IO	4	8

---

High IO	6	16
High IO	8	32
High IO	16	64
High IO	24	96
High IO	32	128

# Product Pricing (InnoDB)

Last updated : 2024-09-05 16:54:23

## Billing Formula

**Total fees = instance fees + backup space fees (currently free) + traffic fees (currently free) + audit fees (currently free)**  
**Instance fees = node price \* number of nodes \* number of shards = (node memory size \* memory price + node disk size \* disk price) \* number of nodes \* number of shards**

### Note:

The number of nodes is the sum of source and replica nodes specified in the instance specification. For example, 1-source-1-replica specification means 2 nodes and 1-source-2-node specification 3 nodes.

### Billable items

Billable Item		Description
Instance fees	Memory specification fees	Fees for the instance specification selected on the purchase page, which can be monthly subscribed or pay-as-you-go and supports tiered pricing.
	Storage space fees	Fees for the disk size selected on the purchase page, which can be monthly subscribed or pay-as-you-go.
Backup space fees	Fees for the backup space. The backup space mainly stores key logs (binlogs, error logs, slow logs, etc.) and backup files of TDSQL for MySQL. You will receive 100% of the instance capacity for free to use as the backup space. Any usage exceeding this complimentary capacity is billed as detailed in <a href="#">Backup Space Billing</a> .	
Traffic fees	Fees for public network traffic, which is currently free of charge.	
Audit fees	Fees for the database audit feature, which is currently in beta test free of charge.	

## cription Pricing

Region	Memory Price (USD/GB/Month)	Disk Price (USD/GB/Month)
Guangzhou, Beijing, Shanghai, Shenzhen, Nanjing	9.43	0.06

Chengdu, Chongqing	9.43	0.06
Hong Kong (China)	12.3913	0.085
Virginia, Frankfurt, Silicon Valley	8	0.07
Mumbai, Singapore	12.6812	0.085
Seoul, Tokyo	10	0.11
Jakarta	12.6812	0.085

## Pay-as-You-Go Pricing

For instances billed on a pay-as-you-go basis, memory usage is categorized into three tiers based on the duration of use:

Duration of Use	Tiered Pricing
0 hour < Duration ≤ 96 hours	Price for the first tier for pay-as-you-go
96 hours < Duration ≤ 360 hours	Price for the second tier for pay-as-you-go
Duration > 360 hours	Price for the third tier for pay-as-you-go

Region	Memory Price (USD/GB/Hour)			Disk Price (USD/GB/Hour)
	Tier 1	Tier 2	Tier 3	
Guangzhou, Beijing, Shanghai, Shenzhen, Nanjing	0.02619	0.01965	0.01310	0.00025
Chengdu, Chongqing	0.02619	0.01965	0.01310	0.00025
Hong Kong (China)	0.03442	0.02582	0.01721	0.00012
Virginia, Frankfurt, Silicon Valley	0.02222	0.01667	0.01111	0.00010
Seoul, Tokyo	0.02778	0.02083	0.01389	0.00015
Mumbai, Singapore	0.03523	0.02642	0.01761	0.00012
Jakarta	0.03523	0.02642	0.01761	0.00012

## Billing Example

**Monthly subscription:** Suppose a user purchases 1 monthly subscribed TDSQL for MySQL instance with 2 shards in Guangzhou region for 1 month. Each shard has 2 nodes (1 source and 1 replica), and each node has 2 GB memory and 500 GB disk capacity.

The fees are calculated as follows:

Instance fees = (node memory size \* memory price + node disk size \* disk price) \* number of nodes \* number of shards \* 1 month =  $(2 \text{ GB} * 9.43 \text{ USD/GB/month} + 500 \text{ GB} * 0.06 \text{ USD/GB/month}) * 2 \text{ nodes} * 2 \text{ shards} * 1 \text{ month} = 195.44 \text{ USD}$

**Pay-as-you-go:** Suppose a user purchases 1 pay-as-you-go TDSQL for MySQL instance with 2 shards in Beijing region for 400 hours. Each shard has 2 nodes (1 source and 1 replica), and each node has 2 GB memory and 500 GB disk capacity.

The fees are calculated as follows:

Tier 1 fees:  $(2 \text{ GB} * 0.02619 \text{ USD/GB/hour} + 500 \text{ GB} * 0.00025 \text{ USD/GB/hour}) * 2 \text{ nodes} * 2 \text{ shards} * 96 \text{ hours} = 68.11 \text{ USD}$

Tier 2 fees:  $(2 \text{ GB} * 0.01965 \text{ USD/GB/hour} + 500 \text{ GB} * 0.00025 \text{ USD/GB/hour}) * 2 \text{ nodes} * 2 \text{ shards} * 264 \text{ hours} = 173.50 \text{ USD}$

Tier 3 fees:  $(2 \text{ GB} * 0.01310 \text{ USD/GB/hour} + 500 \text{ GB} * 0.00025 \text{ USD/GB/hour}) * 2 \text{ nodes} * 2 \text{ shards} * 40 \text{ hours} = 24.19 \text{ USD}$

Instance fees = tier 1 fees + tier 2 fees + tier 3 fees = 265.8 USD



# Purchase and Upgrade

Last updated : 2024-01-06 17:31:28

## Instance Purchase

You can purchase instances on the [TDSQL for MySQL purchase page](#). For each instance node (for example, one source and one replica are counted as 2 nodes), you can purchase up to 8 shards at a time.

## Instance Upgrade

Instance upgrade refers to the process of upgrading an existing TDSQL for MySQL instance to a higher specification. As a distributed database is composed of multiple shards, instance upgrade can be divided into "adding shards" and "expanding shards". The service will not stop during the upgrade, but some shards may become read-only for several seconds. Therefore, we recommend that you upgrade your instances during off-peak hours.

### Note:

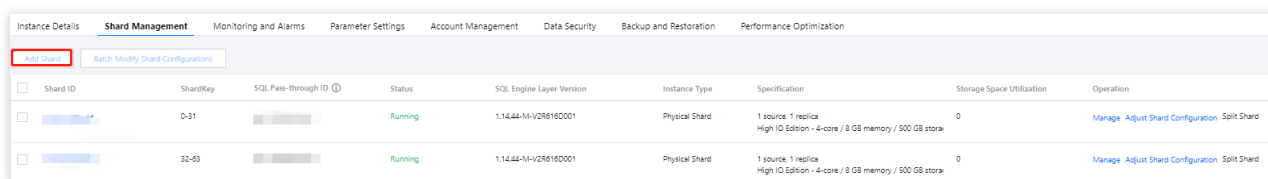
To ensure the optimal distributed performance, we recommend that you use a maximum of 8 shards. When upgrading the configuration, you must first expand the shards until their specifications cannot be increased any more, at which point you can consider adding more shards.

### Adding shard

1. Log in to the [TDSQL for MySQL console](#). In the instance list, click an instance ID or **Manage** in the **Operation** column to enter the instance management page.
2. On the instance management page, select the **Shard Management** tab and click **Add Shard**.

### Note:

You do not need to select any existing shards when adding new ones. All shards are automatically expanded by using a proprietary automatic rebalancing technology to ensure the expansion stability. For more information on the expansion process, see [Elastic Expansion](#).



Shard ID	ShardKey	SQL Pass-through ID	Status	SQL Engine Layer Version	Instance Type	Specification	Storage Space Utilization	Operation
<input type="checkbox"/>	0-31		Running	1.14.44-M-V2R616D001	Physical Shard	1 source, 1 replica High IO Edition - 4-core / 8 GB memory / 500 GB storage	0	<a href="#">Manage</a> <a href="#">Adjust Shard Configuration</a> <a href="#">Split Shard</a>
<input type="checkbox"/>	32-63		Running	1.14.44-M-V2R616D001	Physical Shard	1 source, 1 replica High IO Edition - 4-core / 8 GB memory / 500 GB storage	0	<a href="#">Manage</a> <a href="#">Adjust Shard Configuration</a> <a href="#">Split Shard</a>

3. In the pop-up window, select the specification of the new shard.

## Expanding shard

This operation upgrades the specification of a single shard to a higher level without adding new shards.

Go to the instance management page, select the **Shard Management** tab, and click **Adjust Shard Configuration** in the **Operation** column to make adjustments.

**Upgrade fee = (price of target specification - price of original specification) x remaining validity period**

# Refund

Last updated : 2024-01-06 17:31:28

Monthly subscription (prepaid): For TDSQL for MySQL, Non-full refunds will be provided for other refund requests.

Pay-as-you-go (postpaid): TDSQL for MySQL resources will be directly returned without refund.

You can return pay-as-you-go instances in the instance list in the [TDSQL for MySQL console](#) in a self-service manner.

## Return Policy

After a monthly subscribed instance is returned, once its status has changed to **Isolated**, it will no longer incur fees.

After a monthly subscribed instance is terminated, its IP resources will be released simultaneously, it will become inaccessible, and its disaster recovery instance will stop the sync connection and will be automatically promoted to primary instance.

For orders from promotional reward channel, the refund will be charged 25% of their actual cash payment amount.

Currently, self-service refund is unavailable for such kind of orders, and you can [submit a ticket](#) to apply for the refund.

Tencent Cloud has the right to reject any suspected abnormal or malicious application for return.

Resources purchased during promotions might not be eligible for return.

## Normal Refund

You can still return monthly subscribed TDSQL for MySQL instances by [submitting a ticket](#).

After the ticket is successfully submitted, Tencent Cloud customer service will process your application within two business days. You can track your refund order generated after the return is completed.

Fees for consumed resources will be deducted from the refund. The remaining amount, including cash and trial credit, will be returned to your Tencent Cloud account.

### Normal refund rules

**Refund = currently effective order amount + ineffective order amount - used resource value**

Currently effective order amount: Refers to the amount paid for the currently effective order, excluding discounts and vouchers.

Ineffective order amount: Refers to the amount paid for the order that will take effect in the future, excluding vouchers.

The used resource value is calculated as follows:

For the used resources, if the usage has lasted at least one month as of the date of return, fees will be deducted by month; otherwise, fees will be deducted in a pay-as-you-go manner.

The usage is accurate down to the second.

If the refund is  $\leq 0$ , it will be calculated as 0, and resources will be returned.

**Note:**

Discounts and vouchers are not returned.

Order discount: The discount will be calculated and deducted for used resources at the original price, and only the remainder can be refunded.

**Refund amount = discount amount - original price \* used time proportion**

The refund will be credited to your account at the ratio of cash to trial credit paid upon purchase.

## Notes

Before returning an instance, check whether the above conditions are met first and make sure that your data has been migrated, as the system will clear the returned database resources immediately after the return is completed.

## Return Process

Go to the [ticket](#) page, select **Problem Category > TDSQL for MySQL > Instance Return**, enter the instance name, IP, port, reason for return, problem description, mobile number, and time available for SMS receipt, confirm that everything is correct, and click **Submit Ticket**.

# Payment Overdue

Last updated : 2024-01-06 17:31:28

## Note:

If you are a customer of a Tencent Cloud partner, the rules regarding resources when there are overdue payments are subject to the agreement between you and the partner.

## Pay-as-You-Go TencentDB Instance

### Note:

After you stop using pay-as-you-go resources, **terminate them as soon as possible** to avoid fee deductions. Since your actual resource consumption is constantly changing, some slight discrepancies may exist for your stated balance.

### Alerts

Pay-as-you-go resources are billed for every clock-hour. When your account balance becomes negative, the system will send an alert to your Tencent Cloud account creator, global resource collaborators, and financial collaborators via email, SMS, and other methods as configured in the message subscription in the [Message Center](#).

For more information on the message notification mechanism, see [Postpaid Billing](#).

### Processing for overdue payments

#### 1. When your account balance becomes negative:

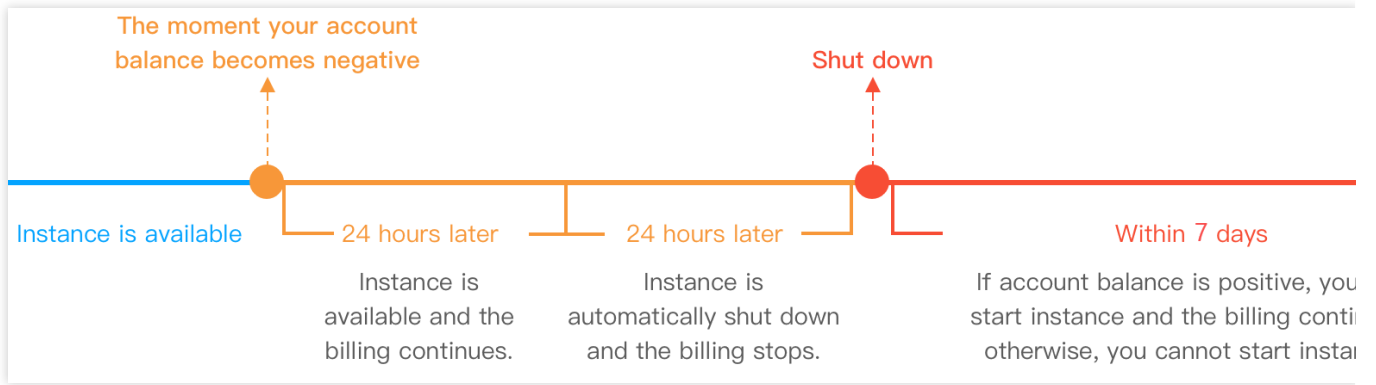
You can continue to use your database for 24 hours from the moment your account becomes negative. We will also continue to bill you for this period.

When your account has been in arrears for 24 hours, **your TencentDB instance will automatically shut down**, and the billing will stop.

#### 2. After automatic shutdown:

Within 7 days after automatic shutdown, if you top up your account to a positive balance, you can start up the instance, and the billing will continue; otherwise, it cannot be started up.

After 7 days of shutdown, TencentDB instances will be repossessed by Tencent Cloud. All data will be deleted and cannot be recovered. The system will send a notification to your Tencent Cloud account creator, global resource collaborators, and financial collaborators via email, SMS, and other methods.



# Backup Space Billing

Last updated : 2024-01-06 17:31:28

The backup space is used to store the backup files of all TDSQL for MySQL instances in a region, including data backups (cold backups) and log backups (binlog backups).

**Note:**

Backup space billing will start on April 1, 2023.

## Free Backup Space

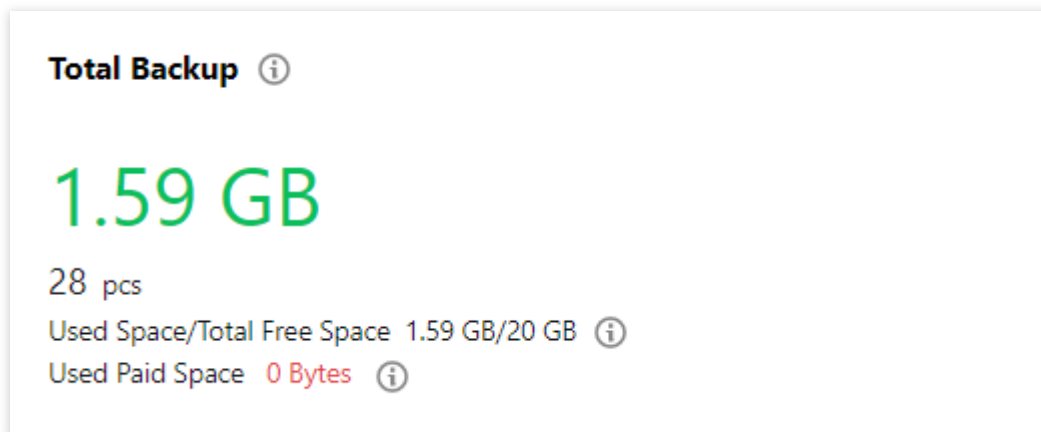
TDSQL for MySQL offers a free backup space the same size as the storage capacity of the purchased instance by region.

**The free backup space in a region equals to the sum of single-node storage spaces of all purchased instances in the region.**

**Note:**

The free backup space is offered for both source and disaster recovery instances.

You can view the size of an instance's backup space on the backup page in the [TDSQL console](#).



## Backup Billing

A certain free tier is available for the backup space, and only the excessive backup space is billed.

**Note:**

Billable space of less than 1 GB is not billed, and a billable time period of less than one hour is counted as one hour.

You can view the size of the excessive backup space on the backup page in the [TDSQL console](#).

Region	Price (USD/GB/Hour)
Chinese mainland (including finance zones)	0.000113
Other regions	0.000127

## Backup Lifecycle

The lifecycle of a backup is the same as that of an instance as described in [Payment Overdue](#).

### Monthly subscribed instance

The backup feature can be used normally **within seven days** after an instance expires, during which backups beyond the free tier will still be billed.

**From the eighth day** after expiration, the instance is isolated and moved into the recycle bin. At this time, automatic backup stops, and rollback and manual backup are prohibited, but backups can still be downloaded. Excessive backup space will still be billed until the instance is eliminated. You can renew the instance in the recycle bin in the console to restore it.

**After seven days** since the instance has been isolated in the recycle bin, the instance is eliminated (i.e., deleted completely) along with all data backups. Save the needed backups in a timely manner.

#### Note:

If the monthly subscribed instance has not expired but your account has overdue payments, the backup feature can still be used normally, and automatic backup continues, where excessive backup space is still billed.

If you need to perform rollback, manual backup, or backup download, top up your account to a positive balance.

### Pay-as-you-go instance

Backups are subject to change over the instance lifecycle.

Backups can work normally **within two hours** after the instance payment becomes overdue.

**After two hours** since the instance payment has been overdue, the instance is isolated and moved into the recycle bin. At this time, automatic backup stops, and rollback and manual backup are prohibited, but backups can still be downloaded. Excessive backup space will still be billed until the instance is eliminated. You can renew the instance in the recycle bin in the console to restore it.

**After seven days** since the instance has been isolated in the recycle bin, the instance is eliminated (i.e., deleted completely) along with all data backups. Save the needed backups in a timely manner.

## Backup Optimization



Reduce the backup retention period: The instance retains backups of the last seven days by default, and you can manually reduce the number of backup retention days to save the backup space.

Log in to the [TDSQL console](#), select **Instance Details > Backup and Restoration**, and adjust the backup retention period, which can be 1–365 days.

Adjust the backup execution time: Specify a time (usually during off-peak hours) for backup execution, which will improve the backup efficiency. Log in to the [TDSQL console](#), select **Instance Details > Backup and Restoration**, and adjust the backup execution time.

**Note:**

Currently, TDSQL backups are automatic backups and cannot be manually deleted.

The backup retention period is seven days by default, which can basically meet the needs in most business scenarios.