

# **Cloud Connect Network**

## **Release Notes and Announcements**

### **Product Documentation**



## Copyright Notice

©2013-2025 Tencent Cloud. All rights reserved.

Copyright in this document is exclusively owned by Tencent Cloud. You must not reproduce, modify, copy or distribute in any way, in whole or in part, the contents of this document without Tencent Cloud's the prior written consent.

## Trademark Notice



All trademarks associated with Tencent Cloud and its services are owned by Tencent Cloud Computing (Beijing) Company Limited and its affiliated companies. Trademarks of third parties referred to in this document are owned by their respective proprietors.

## Service Statement

This document is intended to provide users with general information about Tencent Cloud's products and services only and does not form part of Tencent Cloud's terms and conditions. Tencent Cloud's products or services are subject to change. Specific products and services and the standards applicable to them are exclusively provided for in Tencent Cloud's applicable terms and conditions.

# Contents

## Release Notes and Announcements

Announcement of Extending the Free Tier Activity for CCN Connected Network Instance Fee and Inbound Traffic Processing Fee

[January 15, 2024] Announcement on the Official Launch of CCN Routing Reception and Routing Propagation Policies

[July 3, 2023] Start Charging on CCN Connected Network Instances and Inbound Traffic

Jul. 26, 2022 - CCN Tagging Upgrade

Feb 10, 2022 - CCN API Authentication Upgrade

# Release Notes and Announcements

## Announcement of Extending the Free Tier Activity for CCN Connected Network Instance Fee and Inbound Traffic Processing Fee

Last updated : 2025-03-21 11:07:53

Dear Tencent Cloud user,

The connected network instance and inbound traffic processing services of Cloud Connect Network (CCN) were officially commercialized at 00:00:00 on July 3, 2023. To help customers better use CCN services, an account-level free tier activity is provided to customers, which will end at 00:00:00 on April 1, 2025 (UTC+8). To further improve the user experience of CCN, Tencent Cloud extends the free tier activity to 00:00:00 on April 1, 2026 (UTC+8).

Customers can enjoy the original free tier during this period. The activity details after the extension are shown below.

### Activity Details

Billing Item	Billing Mode	Usage	Price (USD)	
CCN connected Network instance fee (USD/instance/hour)	Pay-as-you-go	≤ 2	Free until 00:00:00 on April 1, 2026	
		Instances other than the free ones (> 2)	Chinese mainland	0.05
			Regions outside the Chinese mainland	0.06
Inbound traffic processing fee (USD/GB)	Pay-as-you-go	≤100TB	Free until 00:00:00 on April 1, 2026	
		Traffic other than the free part (> 100 TB)	0.02	

Charges will apply after the event concludes. For details, please refer to [Overdue Payment Policies](#).

Thank you for your continued support.

Yours faithfully,

Tencent Cloud Team

# [January 15, 2024]Announcement on the Official Launch of CCN Routing Reception and Routing Propagation Policies

Last updated : 2023-12-26 11:45:44

Dear Tencent Cloud user,

To offer you a more refined, stable, and high-quality CCN service, Tencent Cloud's CCN Routing Reception and Routing Propagation Policies will be launched in batches at 12:00 on January 15, 2024 and at 12:00 on March 15, 2024. The existing routing entries will remain unaffected once the features are launched. You can use these features for flexible routing management in the cloud.

## Upgrade Content

Before upgrading, you can enable or disable routing entries in the CCN routing table yourself; however, the reception and propagation of CCN routing are beyond your control. After upgrading, the above features will allow you to customize the reception and transmission of routing entries with the multi-routing table to achieve flexible management of networking in the cloud.

## Upgrade Time

First batch: 12:00, January 15, 2024

Second batch: 12:00, March 15, 2024

If no changes occur to the interface of routing table on CCN console in your account after January 15, it's likely that you are included in the second batch; your patience is appreciated. If you need to activate this feature ahead of schedule, please [submit a ticket](#) for request.

## Impact of Upgrade

**The upgrade will not affect the existing operation, and the status of existing routing entries will remain unchanged.**

If you have already requested to activate the routing reception/propagation policy allowlist, this update will not affect your existing operation, and the CCN console interface will remain unchanged.

If you have not activated the routing reception/propagation policy allowlist, the console interface will be updated after the features are fully rolled out, by then you can directly use the above features.

# [July 3, 2023] Start Charging on CCN Connected Network Instances and Inbound Traffic

Last updated : 2024-04-02 17:12:11

Cloud Connect Network (CCN) plans to start charging on network connections and inbound traffic from July 3, 2023 on 00:00:00 (UTC+8). At the same time, an account-level free tier is provided till April 1, 2025 on 00:00:00 (UTC+8). We will inform you in advance for any changes of the free tier.

## Scope

All CCN instances

## Network Instance Connections

**Network instances** refers to all VPC/Direct Connect/VPN gateway instances connected to CCN. **Hourly network connection fee** = Unit price per connected instance x Total connected network instances in the billing cycle.

### Note:

Calculation of total connected network instances: Collects the number of network instances connected to a CCN instance every minute, in which case 60 samples are collected in an hour. The largest number of the 60 samples is taken as the total connected network instances of the CCN instance of the billable hour.

## Inbound Traffic

**Inbound traffic** here refers to the data transferred from connected network instances (VPC/Direct Connect/VPN gateway instances) to a CCN instance. **Hourly inbound traffic fee** = Unit price/GB x Size of data going from connected network instances to the CCN instance in the billable hour.

### Note:

Data going from CCN to connected network instances (i.e. outbound traffic) does not incur fees.

See below for details of the pricing and free tier:

Billable Item	Billing Mode	Usage	Price (USD)	
Connected network instance (USD/connection/hour)	Pay-as-you-go	≤ 2	Free of charge till April 1, 2025 00:00:00 (UTC+8)	
		>2	Chinese mainland	0.05
			Outside the Chinese mainland	0.06

Inbound traffic (USD/GB)	Pay-as-you-go	≤ 100 TB	Free of charge till April 1, 2025 00:00:00 (UTC+8)
		> 100 TB	0.02

**Note:**

Only the parts exceeding the free tier are charged.

# Jul. 26, 2022 - CCN Tagging Upgrade

Last updated : 2022-06-30 12:00:58

Tencent Cloud will undergo an upgrade of the CCN tagging feature on July 26, 2022 from 0:00-2:00 (UTC+8). The upgrade information is as follows:

## Removing the Regional Attribute from the CCN Tags

For now, CCN tags have the regional attributes. For example, you tag the instance CCN A in Guangzhou region with "test1:A", and tag it in Shanghai region with "test2:B". When you query tags of CCN - A, "test1:A" is returned for Guangzhou region, and "test2:B" is returned for Shanghai region.

However CCN service does not have any regional restrictions and differences. Adding the regional attributes brings in unnecessary. After the upgrade, the regional attributes of the CCN tags are removed, which means you do not need to specify the region ID for adding and querying tags. For example, after the upgrade, when you query tags of CCN - A, both "test1:A" and "test2:B" are returned.

After the upgrading, all existing tags of CCN instances are updated to tags without regional attributes.

CCN instance	Before upgrade (with regional attribute)	After upgrade (without regional attribute)
CCN - A	Guangzhou: test1:A Shanghai: test2:B	test1:A, test2:B

## Upgrade Impact

During the upgrade, CCN data transmission and API calls are not affected.

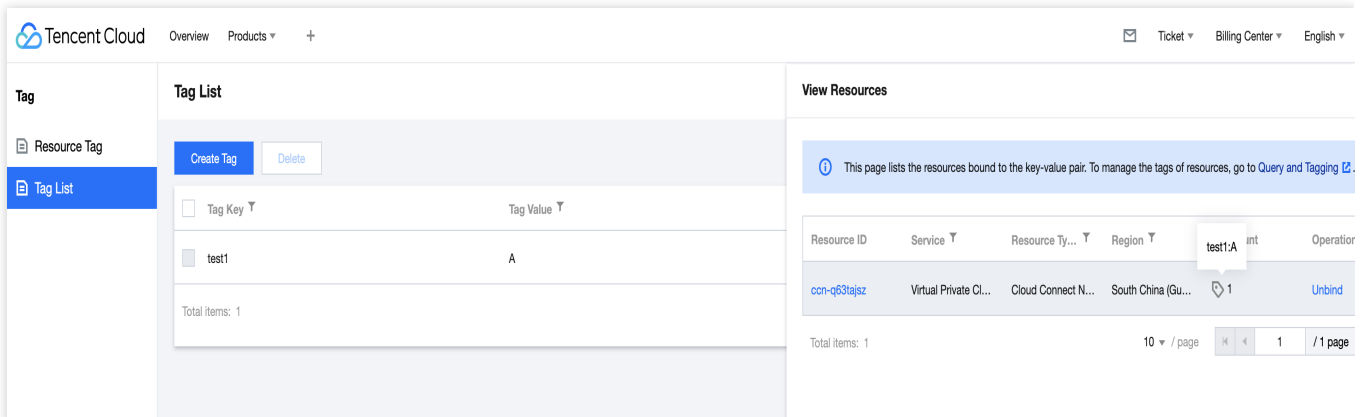
During the upgrade, both the tags with/without regional attributes are returned for tag queries.

After the upgrade, the regional attribute will be removed from all existing tags. Newly created tags do not include the regional attribute. Please note this upgrade in advance to avoid business impact.

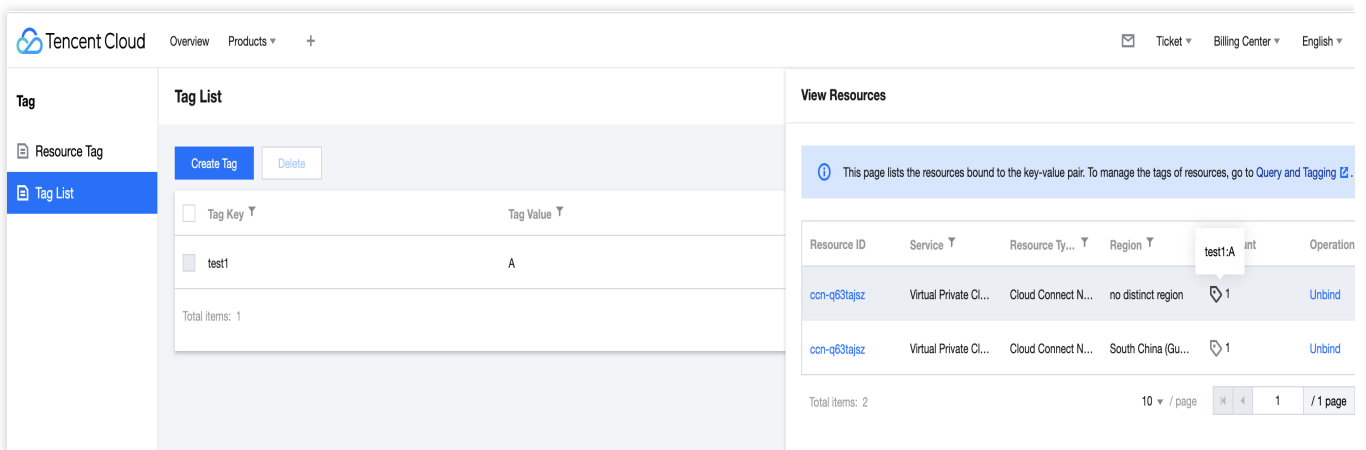
## Upgrade Sample:

1. Before the upgrade: The CCN tags have the regional attribute. For example, in the Guangzhou region, tag the following CCN with test1:A.

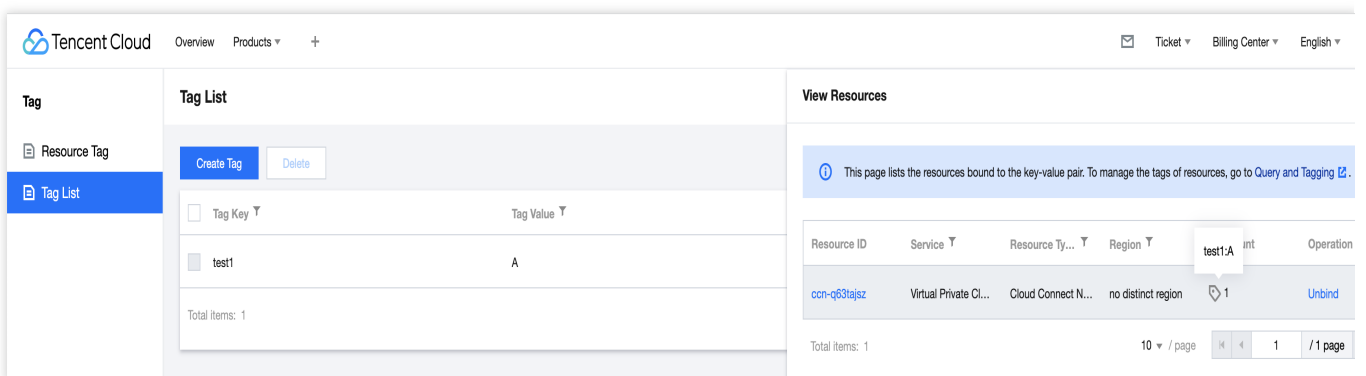




2. During the upgrade: Both the tags with/without regional attributes are returned for tag queries. But the CCN data transmission and API calls are not affected.



3. After the upgrade: The regional attribute will be removed from all existing CCN tags. For example, the CCN tag "test1: A" is region-insensitive.



For any questions during the upgrade, please contact your sales rep or [submit a ticket](#).

# Feb 10, 2022 - CCN API Authentication Upgrade

Last updated : 2022-06-28 22:30:52

The authentication feature of some CCN APIs were upgraded and optimized during 10:00–18:00 on February 10, 2022. After the upgrade, sub-users need to apply for CAM policy authorization from the root account to call these APIs; otherwise, the call will fail. For the application process, see [Granting Sub-accounts the Policy Permission](#).

## Related APIs

API Type	API	Feature
Read API	GetUpdateCcnBandwidthDeal	Gets the information of CCN bandwidth change
	GetRenewCcnBandwidthDeal	Gets the information of CCN bandwidth renewal order
	<a href="#">DescribeCrossBorderCompliance</a>	Queries compliance review form
	GetDealStatusByName	Queries order payment status
Write API	ModifyCcnRoutePriority	Edits CCN route priority
	SetCcnBandwidthRenewFlag	Sets auto-renewal flag for cross-region CCN bandwidth cap
	<a href="#">AuditCrossBorderCompliance</a>	Conducts compliance review
	ModifyCrossBorderCompliance	Modifies compliance review form
	CreateCrossBorderCompliance	Creates compliance review form
	ClearRouteTableSelectionPolicies	Clears CCN route table selection policies

## Granting Sub-accounts the Policy Permission

Complete the policy authorization for your sub-users as instructed below to prevent failed calls to the upgraded APIs.

1. Log in to the [CAM console](#).
2. Click **Policies** on the left sidebar.
3. Click **All Policies**.
4. Click **Associate Users/Groups** on the right of the target policy.
5. In the pop-up window, select target users from the box on the left to the **Selected** box on the right, and click **Confirm**.

### Associate Users/User Groups

Select Users (31 Total) (2) selected

Support multi-keyword search by user name/ID/SecretId/mob

Users Switch to User Groups ▾

<input checked="" type="checkbox"/>	[blurred]	Users
<input checked="" type="checkbox"/>	[blurred]	Users
<input type="checkbox"/>	[blurred]	Users
<input type="checkbox"/>	[blurred]	Users
<input type="checkbox"/>	[blurred]	Users
<input type="checkbox"/>	[blurred]	Users

Name	Type
[blurred]	Users
[blurred]	Users

Press Shift to select multiple items

Confirm Cancel

6. (Optional) To associate a user group, click **Switch to User Groups -> User Groups** in the pop-up window, and repeat the operations in [step 5](#).

